

MOTOEYE

Extended Battery Pack

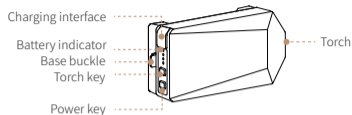
Quick Guide

This manual is applicable to the following models

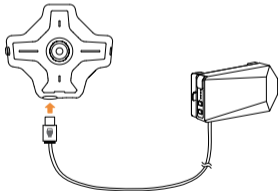
MB4000

Xi'an Vidoar Technologies Co., Ltd.
www.vidoar.com

1.Appearance Description



2.Connection Description



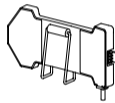
Note:

The extended battery pack does not support forward and backward insertion. When inserting, ensure that the identification on the plug is aligned with the front facing of the HUD product.

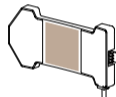
3.Key Funtions

Keys	Functions
Power key	Press : turn on the power supply. Double Press : turn off the power supply.
Torch key	Torch switches between high light, low light, flashing, and off states.

4.Installation Method



a.Metal spring



b.Double-sided tape

5.Installation Position



Side-mounted installation