



SERIES PRODUCTS



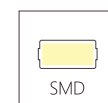
MT20

Low pressure
Magnetic suction track lighting system
MT20 series

Magnetic suction module combination installation, increase the sense of science and technology experience, According to the actual situation of the site at any time to replace different modules to achieve different lighting design requirements;
The installation groove is made of pulled aluminum forming structure. Can be cut and combined according to the actual length of the site, Achieve seamless splicing, DC48V centralized power supply, the same linear lighting The system can be matched with a variety of electrical appliances to realize segmented control;
Floodlight module, grille module, grille adjustable module, spot light module
There are 4 different types of lighting modules, Meet different lighting functional requirements;
Suitable for boutique stores, high-end department stores, clubs, exhibition space, etc Villa, office, car exhibition hall, finance, bank and other Spaces.

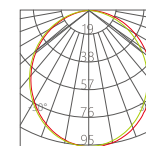


Floodlight



10 W Ra:90
1000 lm
3000 K

120°

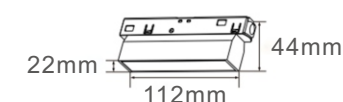


h(m)	Ea(lx)	D(cm)
1	31.35	258.03
2	7.838	516.05
3	3.483	774.08
4	1.959	1032.11
5	1.254	1290.14

Light source type : SMD2835
Beam Angle : 120°
Input parameter : DC48V
Color temperature : 3000K / 4000K / 6500K
Color rendering index : Ra≥90
Lamp body material : aluminum alloy + flame retardant PC
Appearance color : BK / WH

3000K Ra≥90	120°	DC 48V	Glare Cut 30°	ON/OFF	BK
4000K Ra≥90		H	UGR≤6	0-10V Optional	WH
6500K Ra≥90		T		0-220V Optional	IP20
		OSRAM	SAN AN	CREE	BRIDGELUX

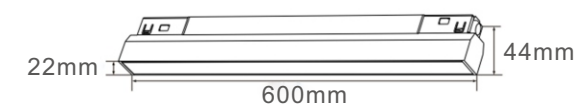
MODEL :
MT20-FL-6W



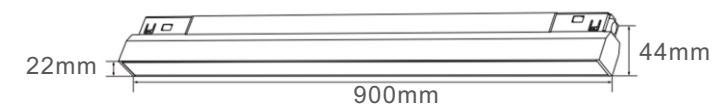
MODEL :
MT20-FL-10W



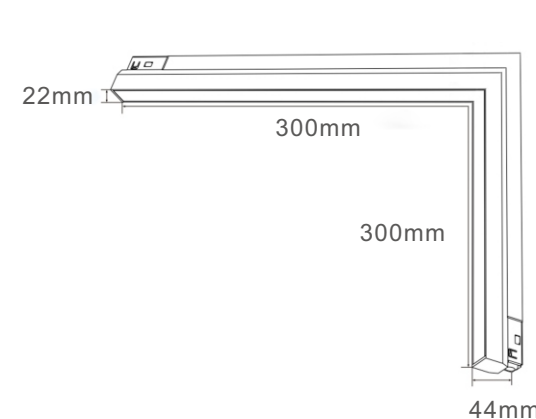
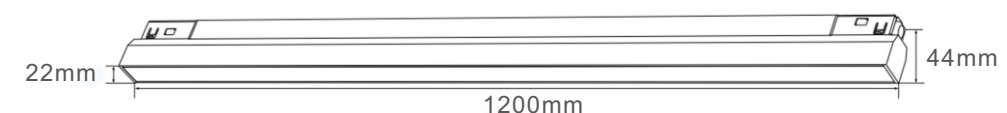
MODEL :
MT20-FL-20W



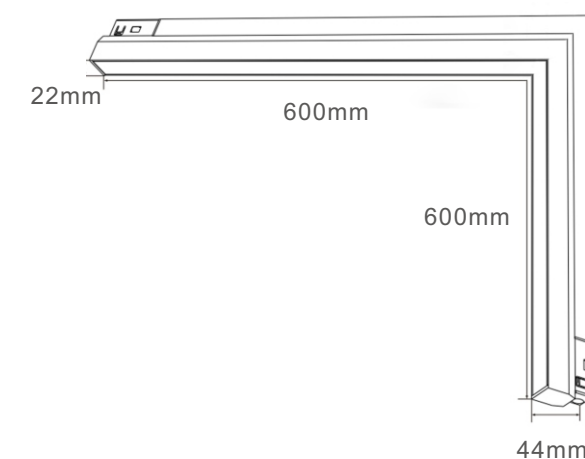
MODEL :
MT20-FL-30W



MODEL :
MT20-FL-40W



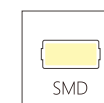
MODEL :
MT20-FL-10W+10W



MODEL :
MT20-FL-20W+20W

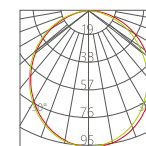


Folding Floodlight



12 W Ra:90
1200 lm
3000 K

120°



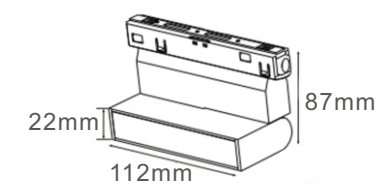
	h(m)	Ea(lx)	D(cm)
1	31.35	258.03	
2	7.838	516.05	
3	3.483	774.08	
4	1.959	1032.11	
5	1.254	1290.14	

Light source type : SMD2835
Beam Angle : 120°
Input parameter : DC48V
Color temperature : 3000K / 4000K / 6500K
Color rendering index : Ra≥90
Lamp body material : aluminum alloy + flame retardant PC
Appearance color : BK / WH

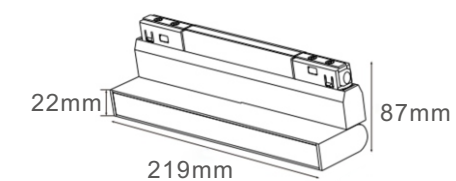
SERIES PRODUCTS

3000K Ra≥90	120°	DC 48V	300°	ON/OFF	BK
4000K Ra≥90			90°	0-10V Optional	WH
6500K Ra≥90			Glare Cut 30°	0-220V Optional	IP20
			UGR≤6		
OSRAM	SAN AN	CREE	BRIDGELUX		

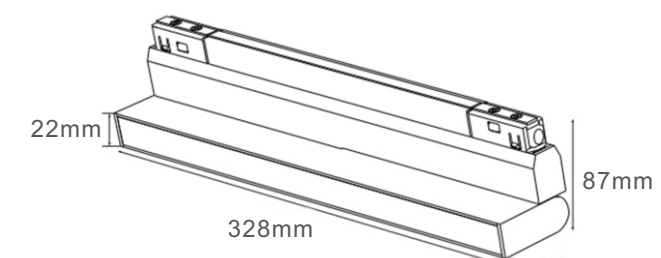
MODEL :
MT20-GDFL-6W



MODEL :
MT20-GDFL-12W



MODEL :
MT20-GDFL-18W

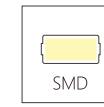




Grille Spot Light



SERIES PRODUCTS



6 W Ra:90
600 lm
3000 K

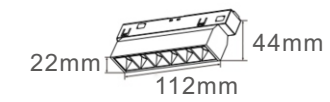


	h(m)	Ea(lx)	D(cm)
1	934.1	62.57	
2	233.5	125.14	
3	103.8	187.72	
4	58.38	250.29	
5	37.37	312.86	

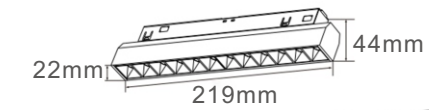
Light source type : SMD3030
Beam Angle : 24° / 36°
Input parameter : DC48V
Color temperature : 3000K / 4000K / 6500K
Color rendering index : Ra≥90
Lamp body material : aluminum alloy + flame retardant PC
Appearance color : BK / WH

3000K Ra≥90	24°	DC 48V	Glare Cut 30°	ON/OFF	BK
4000K Ra≥90	36°	H	UGR≤6	0-10V Optional	WH
6500K Ra≥90				0-220V Optional	IP20
				w	
OSRAM	SAN AN	CREE	BRIDGELUX		

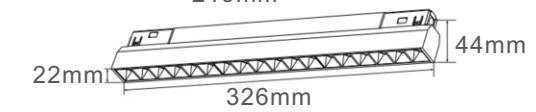
MODEL :
MT20-GS-6W



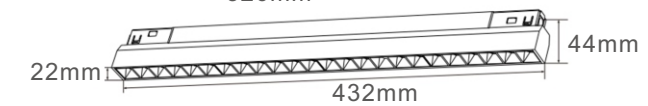
MODEL :
MT20-GS-12W



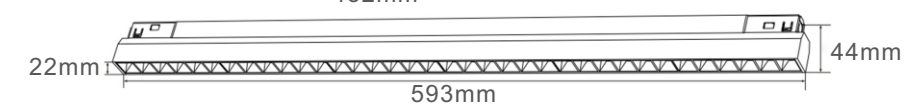
MODEL :
MT20-GS-18W



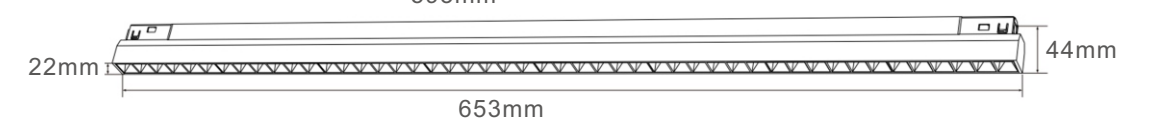
MODEL :
MT20-GS-24W



MODEL :
MT20-GS-30W

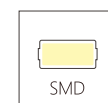



MODEL :
MT20-GS-36W





Folding Grille spot light



12 W Ra:90
1200 lm
3000 K

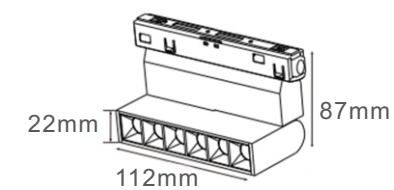


h(m)	Ea(lx)	D(cm)
1	2318	62.09
2	579.5	124.19
3	257.6	186.28
4	144.9	248.37
5	92.73	310.47

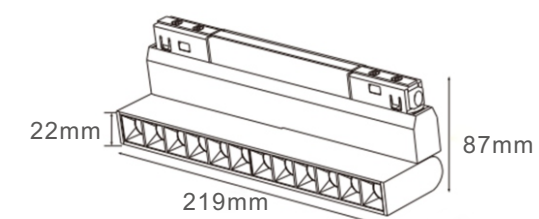
Light source type : SMD3030
Beam Angle : 24°/ 36°
Input parameter : DC48V
Color temperature : 3000K / 4000K / 6500K
Color rendering index : Ra≥90
Lamp body material : aluminum alloy + flame retardant PC
Appearance color : BK / WH

3000K Ra≥90	24°	DC 48V	300°	ON/OFF	BK
4000K Ra≥90	36°	H	90°	0-10V Optional	WH
6500K Ra≥90		Glare Cut 30°		0-220V Optional	IP20
		UGR≤6			
OSRAM	SAN AN	CREE	BRIDGELUX		

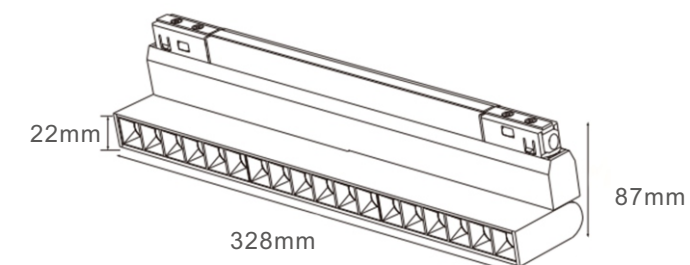
MODEL :
MT20-GDGS-6W



MODEL :
MT20-GDGS-12W




MODEL :
MT20-GDGS-18W

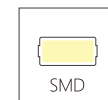




Folding Grille spot light



SERIES PRODUCTS



12 W Ra:90
1200 lm
3000 K

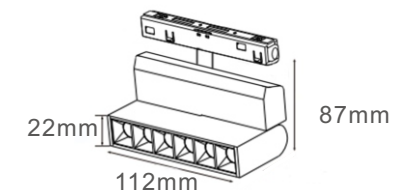


h(m)	Ea(lx)	D(cm)
1	2318	62.09
2	579.5	124.19
3	257.6	186.28
4	144.9	248.37
5	92.73	310.47

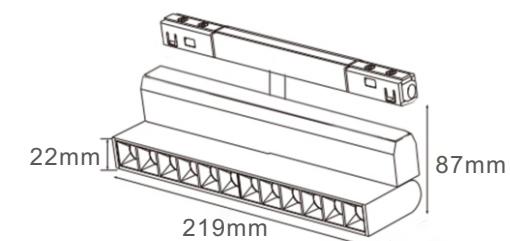
Light source type : SMD3030
Beam Angle : 24°/ 36°
Input parameter : DC48V
Color temperature : 3000K / 4000K / 6500K
Color rendering index : Ra≥90
Lamp body material : aluminum alloy + flame retardant PC
Appearance color : BK / WH

3000K Ra≥90	24°	DC 48V	300°	ON/OFF	BK
4000K Ra≥90	36°	H	90°	0-10V Optional	WH
6500K Ra≥90		Glare Cut 30°		0-220V Optional	IP20
		UGR≤6			
OSRAM	SAN AN	CREE	BRIDGELUX		

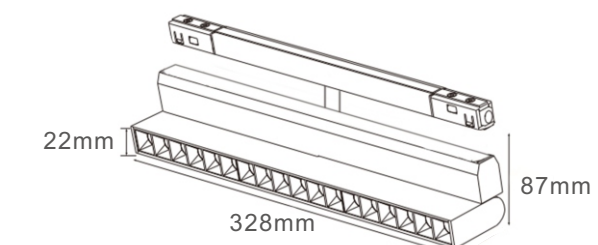
MODEL :
MT20-GDGS-6W



MODEL :
MT20-GDGS-12W



MODEL :
MT20-GDGS-18W

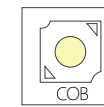




Track light

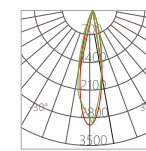


SERIES PRODUCTS



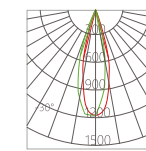
6W Ra>90
700 lm
3000 K

24°



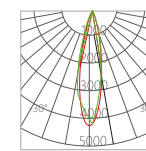
h(m)	Ea(lx)	D(cm)
1	1983	38.03
2	495.7	76.06
3	220.3	114.09
4	123.9	152.12
5	79.31	190.15

36°

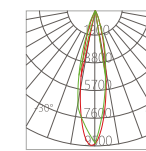


h(m)	Ea(lx)	D(cm)
1	810.5	53.84
2	202.6	107.68
3	90.06	161.53
4	50.66	215.37
5	32.42	269.21

12W Ra>90
1190 lm
3000 K



h(m)	Ea(lx)	D(cm)
1	3114	49.76
2	778.6	99.52
3	346.0	149.29
4	194.6	199.05
5	124.6	248.81



h(m)	Ea(lx)	D(cm)
1	6086	47.49
2	1522	94.98
3	676.2	142.46
4	380.4	189.95
5	243.4	237.44

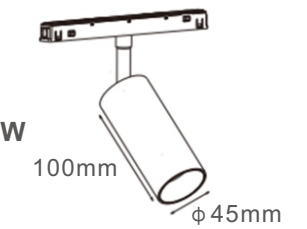
Light source type : COB
Beam Angle : 15° / 24° / 36°
Input parameter : DC48V
Color temperature : 3000K / 4000K / 6500K
Color rendering index : Ra>90
Lamp body material : aluminum alloy + flame retardant PC
Appearance color : BK / WH

3000K Ra>90	15°	DC 48V	300°	ON/OFF	BK
4000K Ra>90	24°	H	90°	0-10V Optional	WH
6500K Ra>90	36°	Glare Cut 30°		0-220V Optional	IP20
		UGR<6			
OSRAM	SAN AN	CREE	BRIDGELUX		

MODEL :
MT20-GDR-6W



MODEL :
MT20-GDR-12W



MODEL :
MT20-GDR-18W

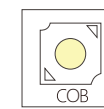


MODEL :
MT20-GDR-24W



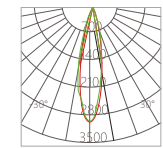


Magnetic chandelier



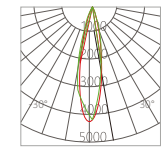
7W Ra:90
700 lm
3000 K

24°



h(m)	Ea(lx)	D(cm)
1	198.3	38.03
2	49.57	76.06
3	22.03	114.09
4	12.39	152.12
5	7.931	190.15

12W Ra:90
1190 lm
3000 K



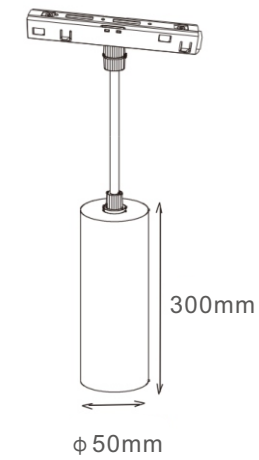
h(m)	Ea(lx)	D(cm)
1	311.4	49.76
2	77.86	99.52
3	34.60	149.29
4	19.46	199.05
5	12.46	248.81

Light source type : COB
Beam Angle : 24°
Input parameter : DC48V
Color temperature : 3000K / 4000K / 6500K
Color rendering index : Ra≥90
Lamp body material : aluminum alloy + flame retardant PC
Appearance color : BK / WH

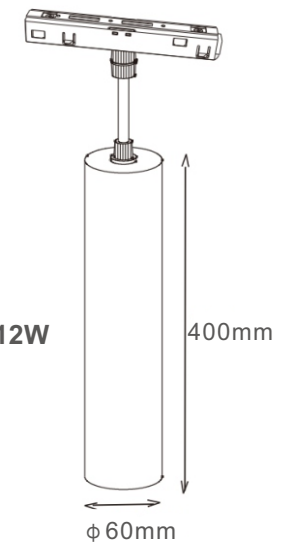
SERIES PRODUCTS


3000K Ra≥90	24°	DC 48V	Glare Cut 30°	ON/OFF	BK
4000K Ra≥90			UGR≤6	0-10V Optional	WH
6500K Ra≥90				0-220V Optional	IP20
					OSRAM
					SAN AN
					CREE
					BRIDGELUX

MODEL :
MT20-DX-7W

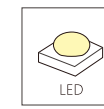
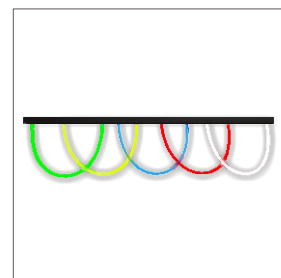


MODEL :
MT20-DX-12W



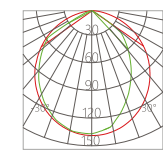


Magnetic suction silicone lamp



18 W Ra:90
1440 lm
3000 K

360°

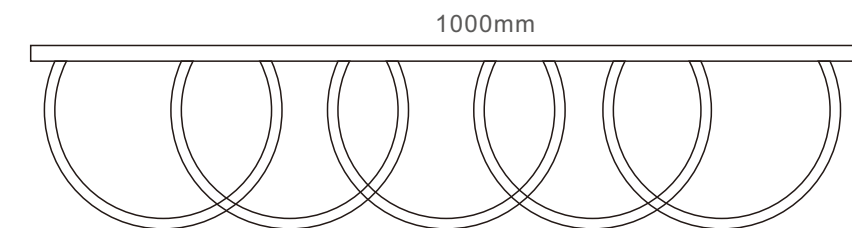


Light source type : LED
Beam Angle : 360°
Input parameter : DC48V
Color temperature : 3000K / 4000K / 6500K
Color rendering index : Ra≥90
Lamp body material : Silicone

SERIES PRODUCTS

3000K Ra≥90	360°	DC 48V	Glare Cut 30°	ON/OFF	BK
4000K Ra≥90		H	UGR≤6	0-10V Optional	WH
6500K Ra≥90		T		0-220V Optional	IP20
				W	
OSRAM	SAN AN	CREE	BRIDGELUX		

MODEL :
MT20-SFOT-18W





SERIES PRODUCTS

		
GD101-A	M20-C301	MT20-C302
		
M20-S01	M20-S02	M20-S03
		
D-200W-48V	D-300W-48V	D-400W-48V

MT20

Low pressure
Magnetic suction track lighting system
MT20 series

Magnetic suction module combination installation, increase the sense of science and technology experience, According to the actual situation of the site at any time to replace different modules to achieve different lighting design requirements;

The installation groove is made of pulled aluminum forming structure.

Can be cut and combined according to the actual length of the site,

Achieve seamless splicing, DC48V centralized power supply, the same linear lightingThe system can be matched with a variety of electrical appliances to realize segmented control;

Floodlight module, grille module, grille adjustable module, spot light module

There are 4 different types of lighting modules,

Meet different lighting functional requirements;

Suitable for boutique stores, high-end department stores, clubs, exhibition space, etcVilla, office, car exhibition hall, finance, bank and other Spaces.



Magnetic track light accessories



MODEL :
GD101-A-1M
GD101-A-2M
GD101-A-3M



MODEL :
M20-C301




MODEL :
M20-C302



MODEL :
GD203A-1M
GD203A-2M
GD203A-3M



MODEL :
M20-C201



MODEL :
M20-C202



MODEL :
GD202-1M
GD202-2M
GD202-3M



MODEL :
M20-C101



MODEL :
M20-C102



MODEL :
GD20-2FB-1M
GD20-2FB-2M
GD20-2FB-3M



MODEL :
M20-C2FB



MODEL :
M20-C2FB



Accessories



MODEL :
M20-S01



MODEL :
M20-S02



MODEL :
M20-S03



MODEL :
M20-S06



MODEL :
M20-S08



MODEL :
M20-S09

Power supplier



MODEL :
HF-100W-48V



MODEL :
HF-200W-48V



MODEL :
D-100W-48V



MODEL :
D-200W-48V



MODEL :
D-300W-48V



MODEL :
D-400W-48V



MODEL :
LRS-48V-50W
LRS-48V-75W



MODEL :
LRS-48V-100W



MODEL :
LRS-48V-150W



MODEL :
LRS-48V-200W



MODEL :
LRS-48V-350W
LRS-48V-450W



MODEL :
LRS-48V-600W