



Foshan MexyTech Co., Ltd (First edition)

Address: No.2-8,Building B,Torch Innovation Park,Jihua 2 Road,
Chancheng District,Foshan City,Guangdong Province,China
Web: www.mexytech.com; www.mecofence.com
Tel: +86-0757-82131812
Fax: +86-0757-82727850
E-Mail: info@mexytech.com



MexyTech



Why Mexytech?

- National high-tech Enterprise
- Focused on the R&D, production, and sales of wpc composite products since 2009
- 60 production lines and 4 production bases
- 20,000 tons of annual production capacity
- Professional engineering support, offering one-stop construction solution and 3D drawings
- Over 1,200 m2 showing room
- More than 300 products to meet customer demands
- Customers cover around 160 countries
- CE, ISO, FSC certificates

CONTENTS



ABOUT MEXYTECH

Lead the eco trend

Foshan MexyTech Co.,Ltd is a manufacturer founded in 2009,which is professional in producing eco materials. With excellent R&D capacity, MexyTech contributes to environmental protection and devotes to develop WPC as a perfect substitution of natural wood. Moreover, in 2016, we developed fire-resistant WPC formula and practical design for MecoFence. And MexyTech has built long-term relationships with our clients in Europe, the Middle East, Australia, Southeast Asia, America and other areas in the world. After a decade's development, MexyTech has gained rich experiences from many of our projects like HongKong Ocean Park, Macau Tower and Malaysia Genting, which showing that we are capable of undertaking big projects with very strict and exact standards.

Production Workshop



Showroom



DEVELOPMENT OF ENTERPRISE



High-Tech Certificate for WPC Decking



High-Tech Certificate for WPC Fence



ISO9901



Patent of Decking Pedestal



Patent Certificate of Decking



Patent Certificate of Mecofence



CE certificate



FSC certificate



Fire-resistance test report



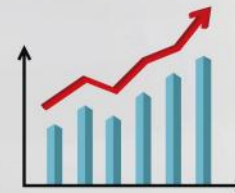
Incorporation of MexyTech



Capacity expansion to 20 production lines



One of the top 5 WPC suppliers for co-extrusion products



The marketing team reached 60 people and sales have increased by 100%

2009

Cooperation with South China University of Technology for R&D and production control



2011

Cooperation with New Zealand design company for WPC fence



2015

2017

Developing fire-resistant formula and obtain patent certificates

2019



2021

Achieve the title of 'National High-tech Enterprise'

2022



Suprotect decking is a new generation of wood plastic composite with high-tech co-extrusion technology. Different from traditional WPC, co-extrusion technology is a process in which a protective layer of polymer and an inner WPC layer are co-extruded at the same time with high temperature. We also call it co-extrusion or capped decking.

The inner layer is made of high-density recycled plastic and wood fiber. The patented polymer plastic is used in the outer coating to enhance the resistance. Plus 3D wood grain and professional color matching, both of the quality and appearance are better than the composite decking.

Suprotect Series



Advantage



High-tech plastic for outer layer 360 degree protection



3D and natural wood texture



Excellent UV resistance



Better anti-scratch and wearing resistance



Stain-proofing and fast cleaning




Slip resistance



100% eco-friendly

Decking Model



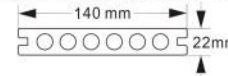
BPS-01

Most hot-sale, popular in both private customers and wholesalers



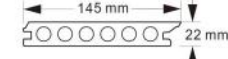
BPS03

Two colors in one piece, color match freely and easily for stock, popular in wholesalers



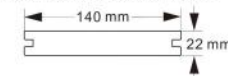
SP-ML04
No gap decking

Unique seamless design, popular in both private customers and wholesalers



SP-OR02

The solid decking model, widely used in public projects



Optional Colors



Antique Ashwood Dark Grey



IPE Walnut Teak





Surface Treatments



Front:3D Wood Grain



Back:Brush



Project Gallery

3D Embossing Decking

New Production Technique

Compared to the traditional WPC products, 3D embossing product will have a more natural visual appearance and more realistic wood grain texture. 3D embossing decking doesn't need the extra treatment, it can finish the embossing during the extrusion.

Long-termed Durability

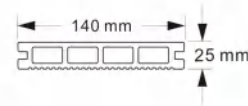
The 3D embossing wood grain is much deeper than normal embossing and it can keep long-lasting texture against abrasion during the applications



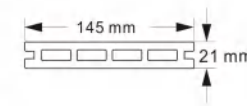
3D Embossing Decking Model



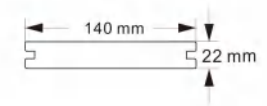
BPZ-01



Z-SB03



Z-OR02



Optional Colors



Dark
Chocolate



Hickory



Teak



Red wood



Dark Grey



Slate Grey

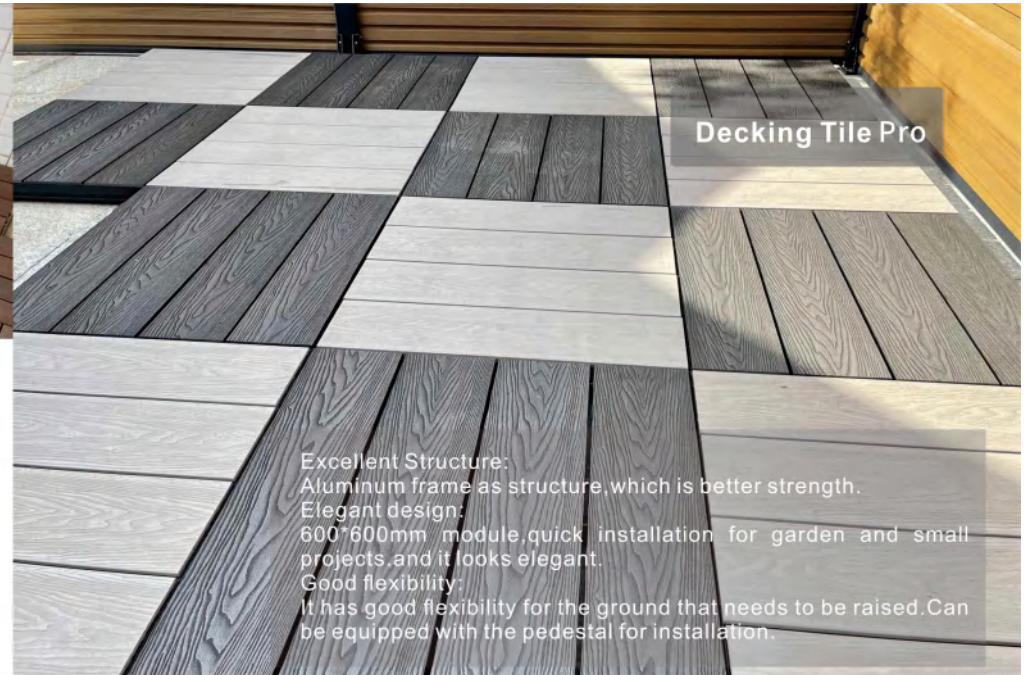
Surface Treatments



Front: 3D Embossing Grain



Supprotect Decking Tile



Decking Tile Pro



300x300mm

- Advanced co-extrusion Technique
- Easy installation and disassembling
- DIY according to your home design
- Matching color for decking boards and plastic base
- Baby playground-no harmful elements to your beloved

Excellent Structure:
Aluminum frame as structure, which is better strength.
Elegant design:
600*600mm module, quick installation for garden and small projects, and it looks elegant.
Good flexibility:
It has good flexibility for the ground that needs to be raised. Can be equipped with the pedestal for installation.


Optional Colors



Teak



Coffee



Front Side: 3D Wood Grain

Back Side

Surface Treatments



3D Wood Grain



Back

Color Options



Hickory




Slate Grey



Composite Decking Series

Composite decking is a new flooring material, a combination of wood fiber, HDPE and different additives. It can not only give the feeling and appearance of wood, but also can solve many problems of wood, like rotting, mildew, cracking, etc. With rapid development of WPC industry, WPC decking has gradually taken the place of wood flooring, and become the mainstream of outdoor decking.



Composite Decking

Advantage



100% recyclable and eco-friendly, saving forest.



Water resistance and mildew proofing



Excellent UV resistance



Formaldehyde emission: E0 (the highest standard)



Weather resistant from -30°C to 70°C



Termite resistance



DIY and easy installation




No paint or glue needed.



Composite Decking



Decking Model



Optional Colors



Surface Treatments



Decking Installation Guide

Installation Material



WPC decking panel

Installation Fittings



Clip



Screws



Side clip



Patented Clip - Easy installation and more stable decking system



Decking Joist AL02 65X25



Installation Steps

Step 1 Install the joists.

model	span A
Square	350 mm
Round	400 mm
Solid	450 mm

Step 2 When install the first decking board, fix the side clips onto the joists first.

Step 3 Insert the toothed side of clips into the side channel of decking board. Clip B should be insert only in the middle of each decking board and then use the clip A for the rest.

Step 4 Insert the toothed side of clips into the side channel of decking board. Clip B should be insert only in the middle of each decking board and then use the clip A for the rest.

Step 5 Put the other decking board. If the boards need to extend, need to leave a 5mm gap between them.

Step 6 Screw the clips from top to lock the decking board tight to the joists, then repeat step 3 to step 6.

MexyBase Adjustable Pedestal System

MexyBase Adjustable Pedestal System is an innovative design, mainly used to solve the problems of installing decking on uneven ground, and raising the whole decking system. It's widely used in swimming pools, gardens, rooftop, etc.

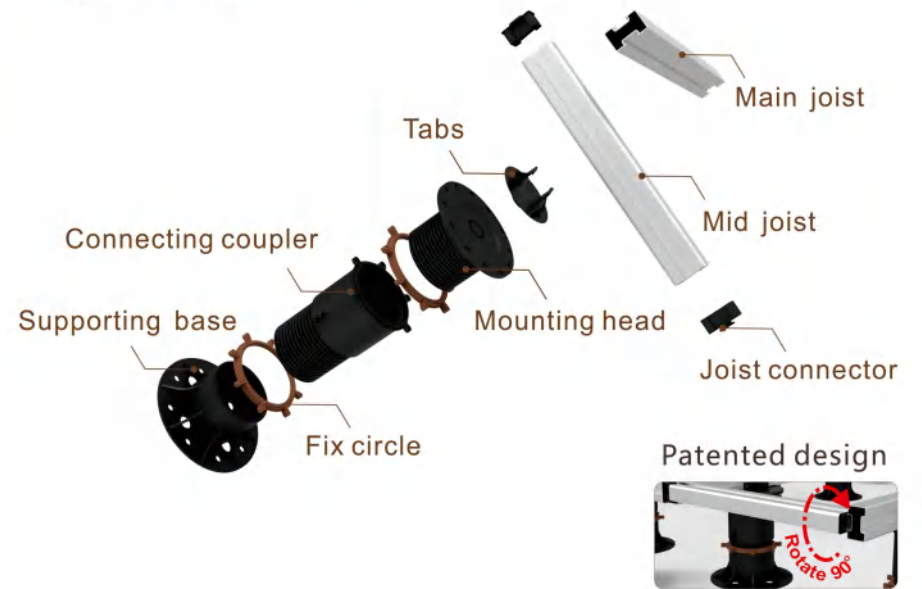
MexyBase system has been receiving constant praise since its launch in 2016.

Advantage:


- Hiding the water tube, gauge, cable, etc.
- Meeting the demand of load bearing.
- Raising for water draining to protect decking.
- DIY assemble
- Various adjustable heights
- Fast installation to save time and labor
- Free maintenance
- Patented design

Easy Installation
Smart Design

Adjustable Pedestal



DIY Aluminum Joist System



1. Adjust the height of the pedestal for actual application, then place them at site according to the reasonable span.



2. Snap the aluminum joists into the pedestal tabs. This smart design can save a lot of time without using screws to lock the joist tight.




3. Insert the joist connector into the two ends of joists. Slide the joist through the gap to the right position. Rotate 90 degree to build the frame structure tight.






































4. The last step is to fix the deck boards onto the joists frame structure according to the installation guide. Because of no screws application and the rotation method to build the frame, less labor cost and time is required by using our design.

The Enhanced Aluminum Joist System

- Stable double structure prevents it from changing and moving.
- The aluminum structure is fixed by screws.
- Antioxidant, no rusty or corrosive.



Pedestal Specification

MPD 01	26-40MM					
MPD 02	39-65MM		+		=	
MPD 03	60-87MM		+		=	
MPD 04	83-133MM		+		+	
MPD 05	128-178MM		+		+	
MPD-B	160-260MM		+		+	
MPD-C	190-320MM		+		+	
MPD-E	270-380MM		+		$\times 2$	
MPD-G	355-460MM		+		$\times 2$	
MPD-I	380-550MM		+		$\times 3$	
MPD-J	450-610MM		+		$\times 3$	
MPD-L	500-740MM		+		$\times 4$	
MBS 01	Slope Corrector 0-5°					



Product Features



Durable for Outdoor Application-Stable and anti-UV in any temperatures.



Easy Installation-Just few screws for the fence installation. The smart design makes the fence DIY become possible.



Eco-friendly - MecoFence is made of recyclable materials. It doesn't contain harmful elements or heavy metals.



Confident Warranty- MecoFence offers 10 years warranty



Patented Designs - Unique fencing system and pass wind resistance test.



Patents and test reports

Wind Resistance Test

Intertek Test Report		Issue Date: 2018/3/9	Intertek Report No. 180206062GZU-003		
Test Items, Method and Results:					
No.	Test Item	Test Parameter	Test Result	Verdict	
1	Wind resistance test	Test method: Client's requirements Requirements: The fencing system shall resist a maximum horizontal quarter point load of 372.1 N/m ² x effective area of system (as 9 Beaufort scale or 9 wind level)	There was no failure, nor any evidence of disengagement of any component, nor visible cracks in any component	Pass	

Patent of WPC Fence



SGS Test Report



High-Technology Certificate for WPC Fence



Choosing MecoFence, your garden must be the unique one among all your neighborhoods

MECOFENCE

With aluminum frame and WPC boards, MecoFence design is coming with patent, which has superior application performance and attractive wood appearance.



Suprotect Fence



Excellent UV resistance



Insect resistance - anti termite




Easy cleaning and low maintenance. water-proof and oil-proof




100% Eco & recyclable material

Fence Panel Colors




IPE



Walnut



Teak



Antique




Ashwood




Dark Grey

Fence Standard Size:
 W1800*H1800mm
 W1800*H1150mm
 W1800*H1500mm

Privacy Fence



Mid-Trellis Fence



Full-Trellis Fence



Woven Fence




Carving Fence A



Can be customized



Carving Fence B



Can be customized




Fence Panel Colors



Aluminum Frame Colors




Accessories



Super Kit Fence

Fence Standard Size: W1800*H1800mm
 W1800*H1150mm
 W1800*H1500mm



Color selection



Teak



Antique



Dark Grey



HDPE layer
 1. Mildew resistance
 2. Termite resistance

Co-extrusion surface layer
 1. Better water-proof
 2. Anti-UV
 3. Stain resistance

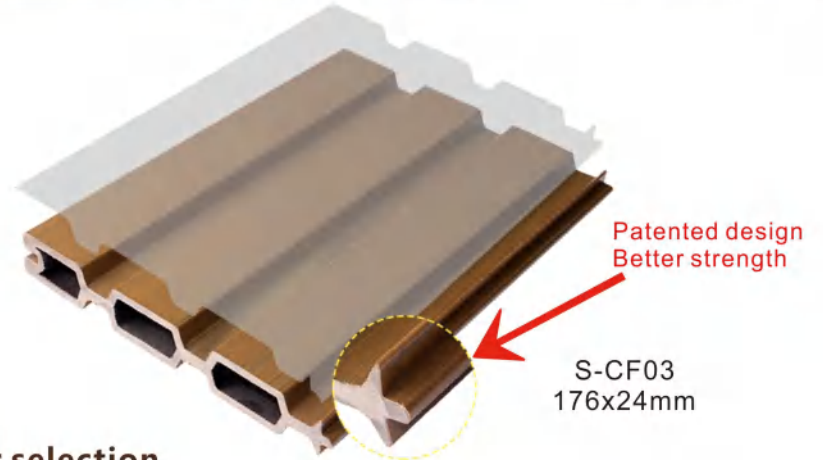

The second generation Super Kit fence is directly used the co-extrusion wpc as the fence post material, which makes the overall fence system more closer to wood feeling and looks more natural. Super kit fence matching the 110mm co-extrusion post, it makes the whole fence more elegant and also more cost-effective





The slat fence panel is in slatted design, it can be installed both horizontally or vertically. The panel is co-extrusion wpc material, which is more scratch-resistant and easier to clean. While fence post is aluminum material, it makes the installation easier and more convenient.

Slat Wall Fence



color selection



teak





Antique




Dark Grey

WPC fence----Generation 1

Fence Standard Size:
 W1800*H1800mm
 W1800*H1150mm
 W1800*H1500mm




CF01
180×24mm



CF02
90×24mm

Fence Panel Colors



Teak Coffee Dark Grey

Aluminum Frame Colors



Silver Black

Privacy Fence




Mid-Trellis Fence



Full-Trellis Fence

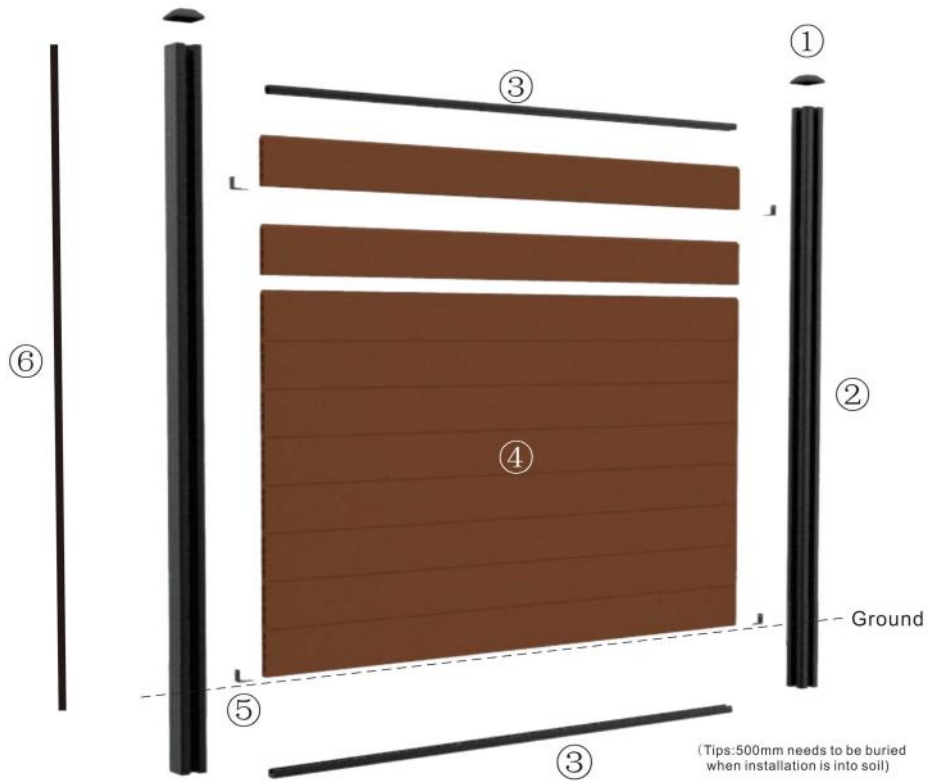


Accessories



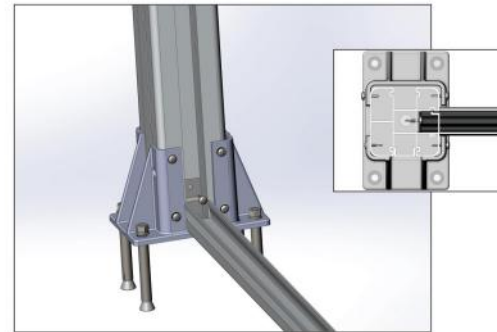
POST RAIL SIDE COVER BRACKET FOR RAIL POST BASE POST CAP

Accessories



- ① Post cap
- ② Side cover
- ③ Rail
- ④ WPC board
- ⑤ Bracket for rail
- ⑥ Post

Basement Instruction



MecoFence have a complete system. Each detail has been fully considered including concrete ground installation.

We added the design of post base which would not break the original ground structure, but make it easier to install, and customers have a better experience.



Aluminum



Black

Fence Light



FL01

Fence gate



Standard gate

- Accessories can be replaced easily
- Strong structure

Swing gate

- Various styles available
- Customized gate available



1. Superhigh fence installation

2. Irregular corner fence installation



3. Building a fence on a slope



4. Against wall fence installation



Electric gate

Sliding Gate



Telescopic Gate



Electrical Swing Gate



Turning Sectional Sliding Gate



Electrical Folded Swing Gate



Electric fence gate is combined with aluminum frame and Mexytech wpc composite fence panels, so that the fence gate and the fence are consistent in design style and color. With intelligent electric control, makes your villa courtyard more elegant and beautiful




USA, Dark grey



Guangzhou, Teak



Canada, Dark grey



Canada, Dark grey



Israel, Dark grey



Foshan, Teak

Projects

Suprotect Slat Wall Cladding

• Anti-UV • Maintenance Free • Easy To Install

Slat wall cladding #SP-WP14 is an innovative patented design. Different with the normal slat cladding in market, it makes 50% safety improved, longer lifetime and excellent durability.




SP-WP14
222×25mm




color selection



Teak Walnut IPE Antique Ashwood Dark Grey



Thicken the edge




Patented Design

product comparison



Mexytech

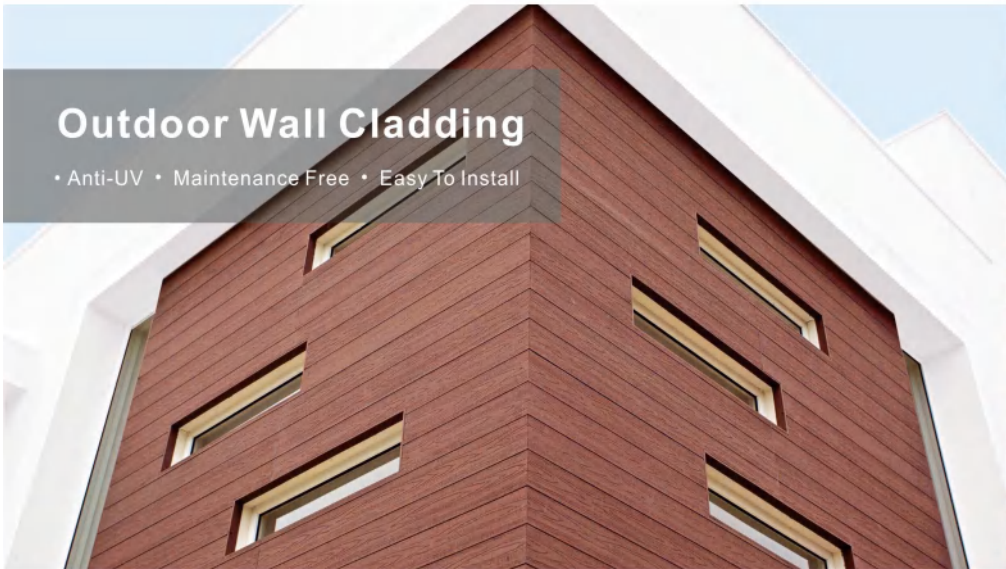


Other

Widened the screws fixing position area

Thicken the edge





Outdoor Wall Cladding

• Anti-UV • Maintenance Free • Easy To Install



Suprotect Wall Cladding

• Elegant • Low Carbon • Energy saving

Composite Wood Wall Cladding



WP03 145×21mm



WP12 186×20mm

Optional Colors



Dark Grey



Dark Chocolate



Dark Coffee



Coffee




Mahogany



Teak

Surface Treatments



WG1



WG2



Sanding



SP-WP03
153×21mm

Optional Colors



IPE



Walnut



Teak



Antique



Ashwood



Dark Grey

Aluminum Accessories



External Corner
AC-01
63X63mm



Connecting Trim
AC-02
61X27mm

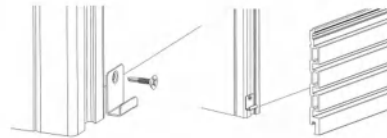


End trim
AC-03
27X27mm

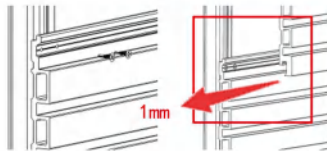
Installation



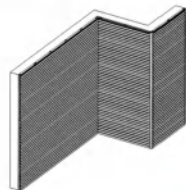
1. 600mm spacing between joists,
each joist is fixed with an expansion screw



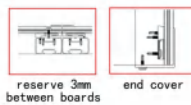
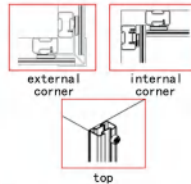
2. Reserve 18mm between the starter clip and floor



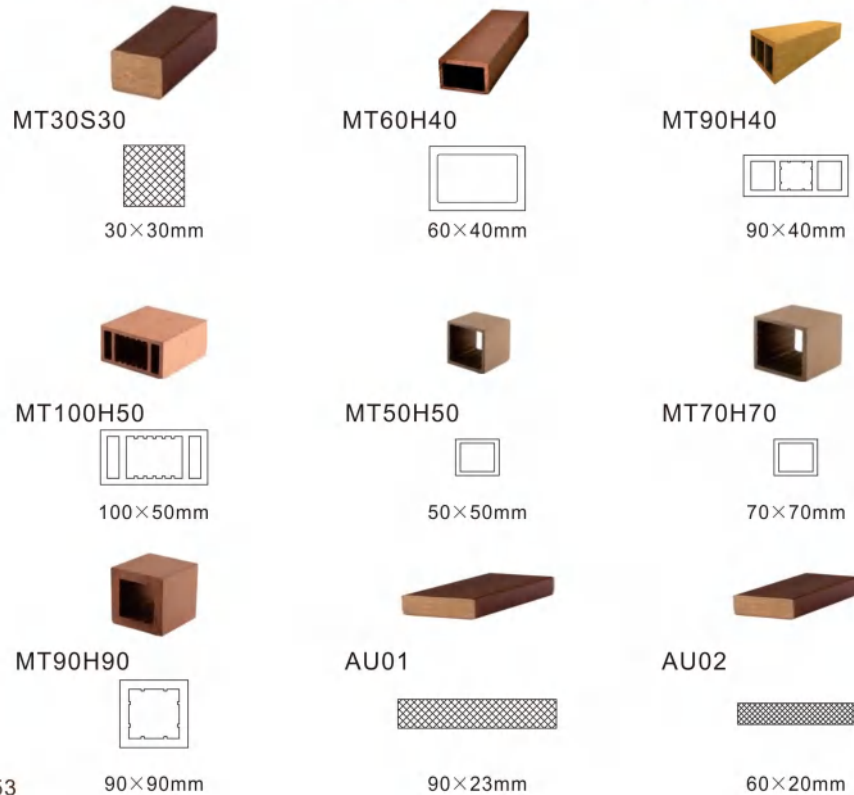
3. Install the wall panel (pre-drilled first)
Reserve a clearance of 1mm before installing
the next wall panel (Prevent the wall panel
from expanding and contracting)



4. Overall renderings




Project
Gallery



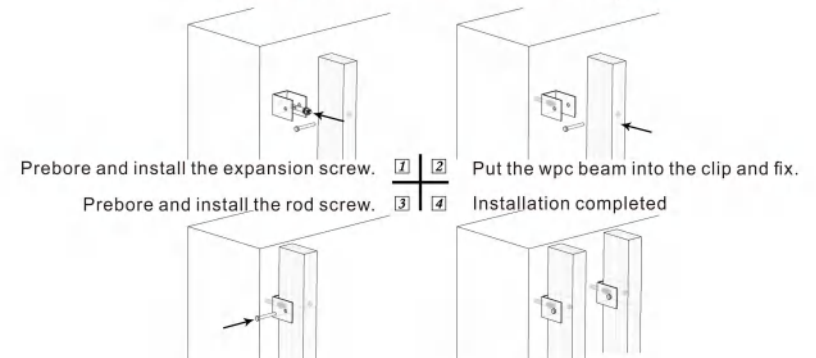
Optional Colors



Surface Treatments



Simple Installation Drawing





Indoor Wall Panel

MexyTech indoor wall panel is a special product developed for interior decoration. Light-weighting product, elegant appearance and easy installation are 3 main features of this product. Because of the water-proofing and easy cleaning, our indoor wall panel can be used in offices, hotels, houses, but also in natatoriums, bath room and kitchens, etc.



EC05



120×8mm



MW09



200×33mm



EM07



250×12mm



MW01



159×10mm



MW02



204×16mm



MW04



202×30mm



MW05



192×34mm



MW08



148×15mm

Accessories



Siding-RC02



25×25mm



Siding-RC03



40×40mm



Joist-ID01



25×10mm

Optional Colors



Gold



Teak



Coffee



Red wood



Rose wood



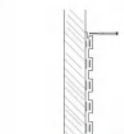
Black walnut

Installation Guide



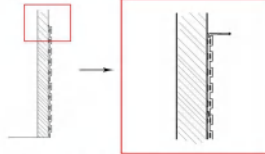
Joist span is 600 mm. Fix the joist every meter with expansion screw

1



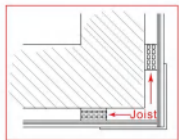
Install the bottom wall panel and fix it with air nail gun. Make sure the upper and lower concave parts are well-fixed

2

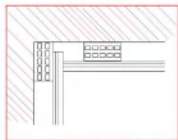


3

4

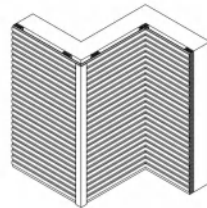


External Corner



Internal Corner

Detail demo



Complete demo

Project Gallery



























MexyTech eco-wood ceiling series serves as a perfect substitution of real wood ceiling and aluminium ceiling. The simple installation, good thermal insulation and fire resistance make it outstanding among other traditional ceilings. Nowadays, MexyTech eco ceiling series becomes more and more popular in the world because of its excellent features.

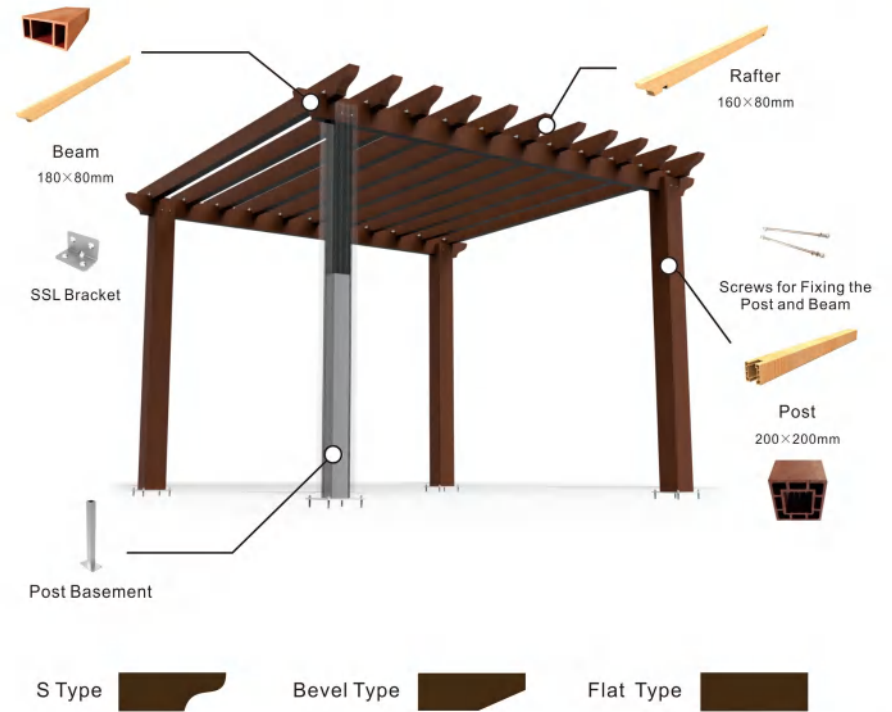
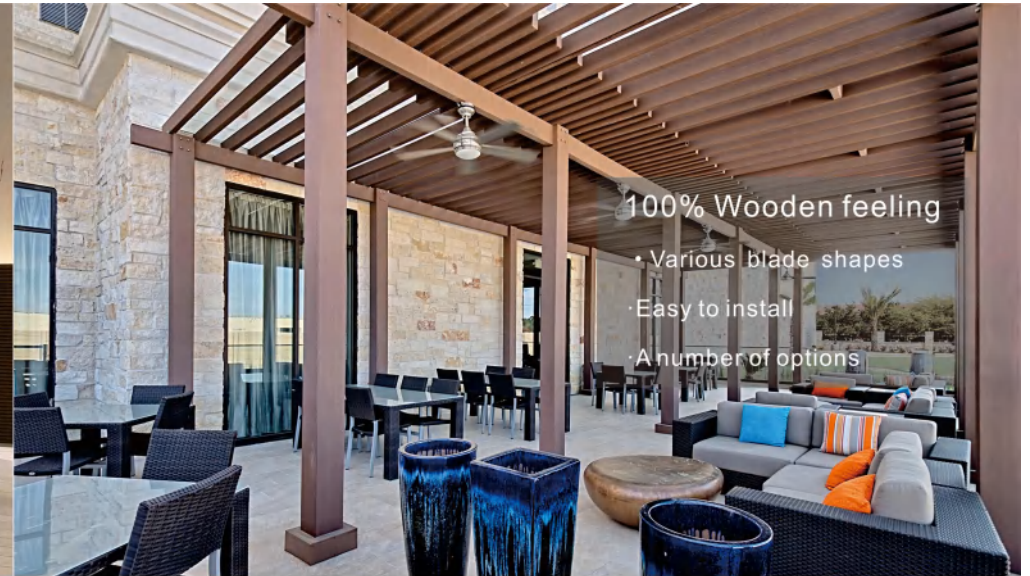


Ceiling Model

Finished Product	Series	Ceiling Panel	Ceiling Panel	Metal Joist
 Great Wall Ceiling 1		 PC01 100X25mm	 PC10 25X2.5mm	 MK01
 Great Wall Ceiling 2		 PC03 40X25mm	 PC10 25X2.5mm	 MK01
 Great Wall Ceiling 5		 PC02 40X45mm	 PC11 50X3mm	 MK02
 Great Wall Ceiling 6		 PC13 50X90mm	 PC11 50X3mm	 MK03
 Elegance Ceiling	 EC10 320X9mm			


Optional Colors







Style1



Style2



- Thermal insulation
- Scratch proof
- Simulation of wood grain
- Light weighting
- Rust-resistance and anti-oxidation

Composite Wood Bench



MB01
L1500*W530*H420mm



MB02
L1500*W610*H780mm



MB03
L1500*W430*H400mm



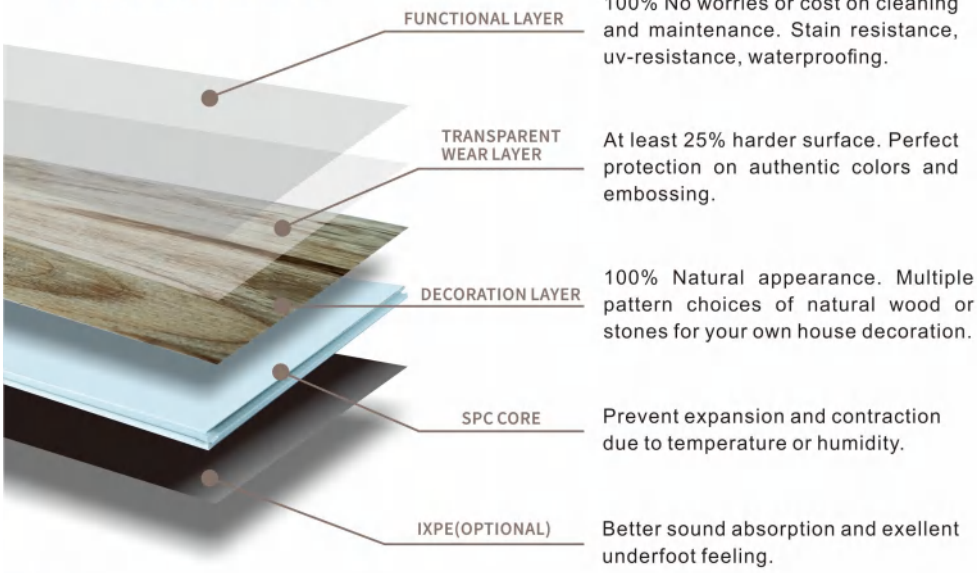
MB04
L1500*W510*H750mm




SPC Flooring



Product Structure



Optional Colors




Garden Box




Other Landscape Series

WPC Handrail



Outdoor Furniture



Garden Fence



Gazebo



Profile List

Suprotect Decking

Model NO.	Product	Section Drawing	Size(mm)
BPS-01			138mm×22mm
SP-OR02			140mm×22mm
SP-ML04			145mm×22mm
BPS03			138mm×22mm

WPC Decking

Model NO.	Product	Section Drawing	Size(mm)
BPZ-01			140mm×25mm
Z-SB03			145mm×21mm
Z-OR02			140mm×22mm
BPW-01			140mm×25mm
SB03			145mm×21mm
ML02			140mm×23mm
OR02			140mm×22mm

MecoFence

Model NO.	Product	Section Drawing	Size(mm)
CF01			180mm×24mm
CF02			90mm×24mm
MF04			140mm×11mm

Pergola

Model NO.	Product	Section Drawing	Size(mm)
Post			200mm×200mm
Beam			180mm×80mm
Rafter			160mm×80mm

Indoor Wall

Model NO.	Product	Section Drawing	Size(mm)
MW01			159mm×10mm
MW02			204mm×16mm
MW04			202mm×30mm
MW05			192mm×34mm
MW08			148mm×15mm
EM07			250mm×12mm
EC05			120mm×8mm
MW09			200mm×33mm

Outdoor Cladding

Model NO.	Product	Section Drawing	Size(mm)
WP03			145mm×21mm
WP12			186mm×20mm
SP-WP03			153mm×21mm
SP-WP14			222mm×25mm

Eco-wood Ceiling

Model NO.	Product	Section Drawing	Size(mm)
PC01			100mm×25mm
PC02			40mm×45mm
PC03			40mm×25mm
PC13			50mm×90mm
EC10			320mm×9mm
PC10			25mm×2.5mm
PC11			50mm×3mm

Profile List

WPC Shading System

Model NO.	Product	Section Drawing	Size(mm)
MT30S30			30mm×30mm
MT60H40			60mm×40mm
MT90H40			90mm×40mm
MT100H50			100mm×50mm
MT50H50			50mm×50mm
MT70H70			70mm×70mm
MT90H90			90mm×90mm
AU01			90mm×23mm
AU02			60mm×20mm

