

170mm

40mm

Rhyme Band 助跑器

User Manual
使用说明书

佩戴方式



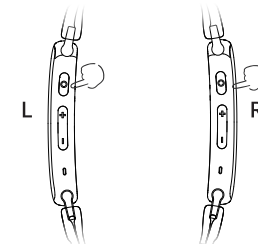
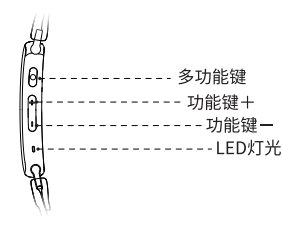
配件清单



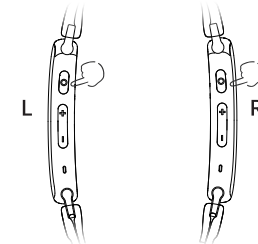
产品信息

耳机型号: Rhyme Band
耳机类型: 助跑器
蓝牙版本: BT 5.1
频率范围: 20-20kHz
连接距离: ≥10米
电池容量: 160mAh 聚合物电池
音乐时间: ≥6小时 (80%音量)
通话时间: ≥5小时 (80%音量)
充电时间: ≈2小时
充电电压: DC 5V

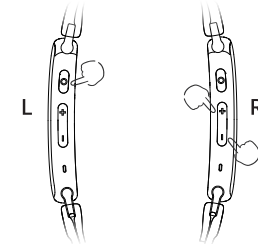
按键示意图



功能	操作
开/关机	同时长按左右多功能键3秒
蓝牙连接	选择“Rhyme Band”连接, 连接成功提示音: connected
恢复出厂设置	关机状态下, 同时长按左右多功能键10秒



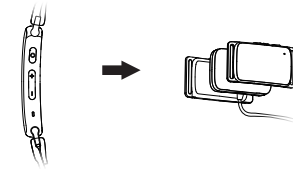
功能	操作
接听/挂断电话	单击任意一边多功能键
拒接电话	双击任意一边多功能键
唤醒语音助手	三击任意一边多功能键



功能	操作
播放/暂停音乐	单击任意一边多功能键
上/下一曲	长按任意一边多功能键 + / -
音量加/减	单击任意一边多功能键 + / -

充电

左右主机根据L/R分别贴进充电座两侧, 充电时耳机绿灯常亮, 充满电白灯常亮。请使用DC 5V适配器为设备充电。



重要说明

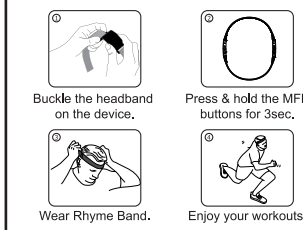
- 长时间听大音量音乐可能会带来不适感, 请尽可能使用中等左右的音量, 避免长时间使用大音量;
 - 无论音量大小, 使用耳机都将影响您对周围环境的感知, 使用耳机时多加注意;
 - 切勿拆除或改装耳机, 否则可能导致耳机故障或烧毁;
 - 切勿抛扔、坐压耳机或将其浸入水中;
 - 耳机应远离火、水和高压设备;
 - 不适合三岁以下儿童使用, 内包含细小零件;
 - 请勿将其归类为生活垃圾, 而将其送往当地相应的电器设备回收站。
- 注意: 若用户违反以上警告内容造成的人身财产损失, 本公司不承担任何责任。

Rhyme Band

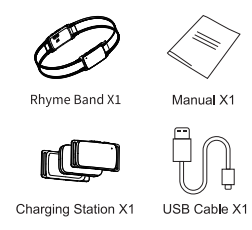
Audio Headband Headset

User Manual

How to Wear



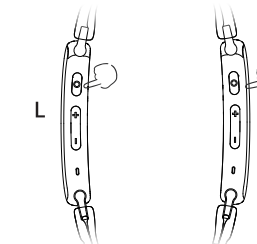
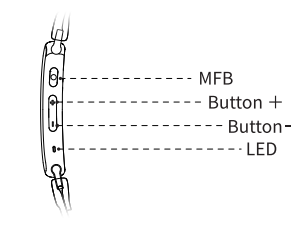
What's In the Box



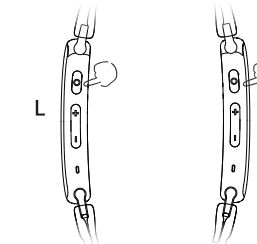
Specifications

Model: Rhyme Band
Type: Wireless audio headset
BT Version: BT 5.1
Frequency: 20-20kHz
Connection: ≥10m
Battery: 160mAh
Music Time: ≥6h (80% volume)
Call Time: ≥5h (80% volume)
Charging Time: ≈2h
Charging Voltage: DC 5V

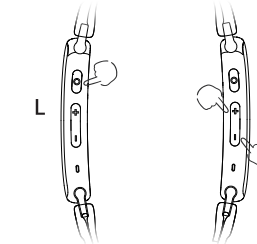
Button Control



Function	Operation
Power On/Off	Hold the MFB on both L & R headsets for 3 sec.
BT Connection	Select "Rhyme Band" to connect. Prompt: connected.
Restore Factory Setting	Under power-off state, hold the MFB on both L & R headsets for 10 sec.



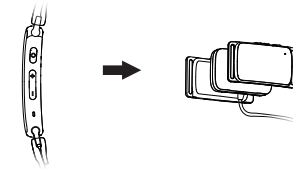
Function	Operation
Answer/Hang Up A Call	Click once the MFB on L or R headset.
Reject A Call	Double click the MFB on L or R headset.
Voice Command	Triple click the MFB on L or R headset.



Function	Operation
Play/Pause Music	Click once the MFB on L or R headset.
Previous/Next Track	Hold the button +/- on L or R headset.
Volume Up/Down	Click once the button +/- on L or R headset.

Charging

Place the left and right headset onto the charging station. The green LED is on during charging. The white LED is on when fully charged. Please charge with DC 5V adapter.



Attentions

- Listening to loud music for a long time may cause discomfort, please use medium volume if possible. Don't use high volume for long periods of time.
 - Using headphones will affect your perception of the surrounding environment. Pay more attention when using headphones.
 - Do not remove or modify the headphone, as this may cause damage or burn out.
 - Do not throw, twist on headphones or put them into a fire.
 - Keep it away from fire, hydration and high pressure equipment.
 - Not suitable for children under 3-year-old containing small parts.
 - Do not classify it as household waste. Please send it to the local electrical equipment recycling station.
- Note: The company does not assume any responsibility for the loss of personal property caused by the violation of the above warnings.