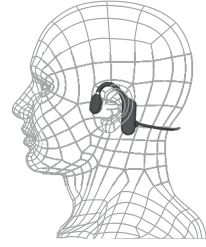
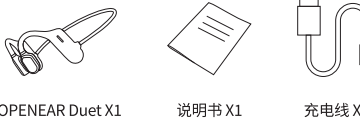
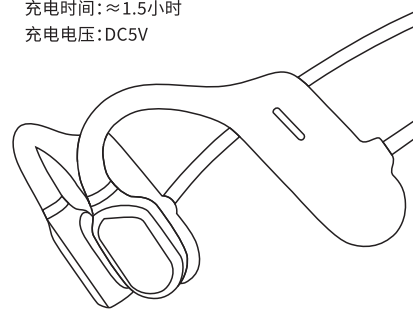
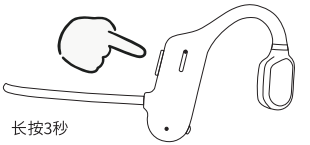
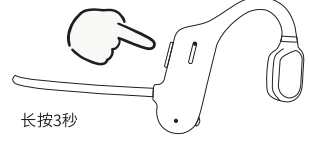

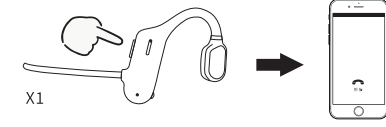



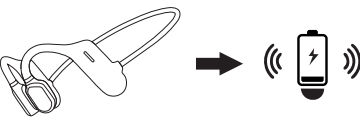

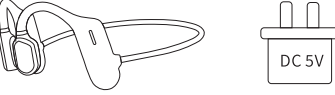
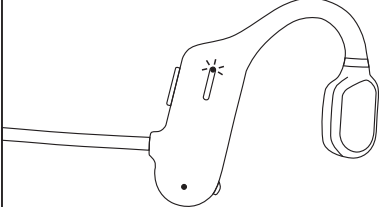
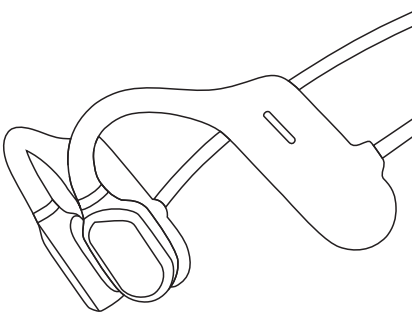
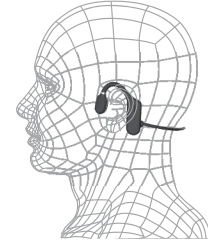
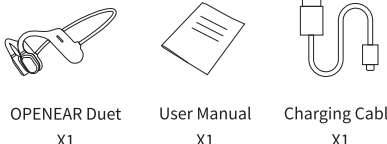
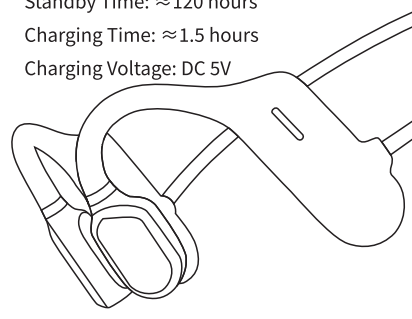
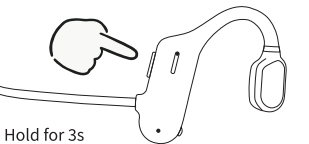
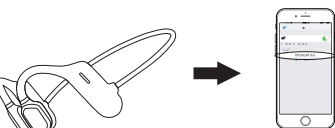
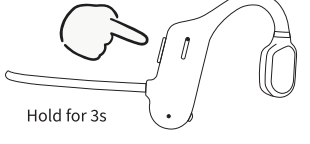
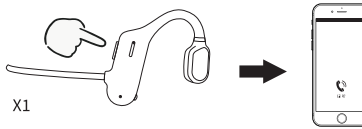


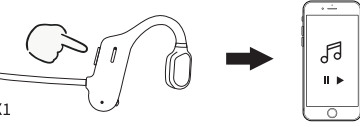

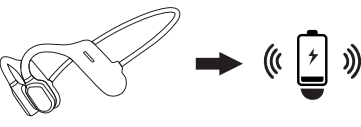

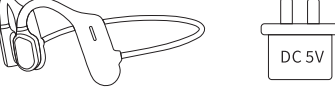
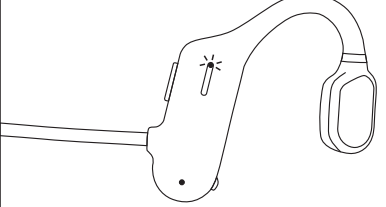
 <p>OPENEAR Duet 开放式无线耳机 使用说明书</p>	<p>佩戴方式</p>  <p>配件清单</p> 	<p>产品信息</p> <p>产品信息: OPENEAR Duet 耳机类型: 开放式无线耳机 BT版本: 5.0 EDR 频率范围: 20Hz-20kHz 连接范围: 10米 麦克风电灵敏度: -42dB 电池容量: 120mAh 播放时间: ≈4小时(80%音量) 通话时间: ≈5小时 待机时间: 120小时 充电时间: ≈1.5小时 充电电压: DC5V</p> 	<p>开机配对</p> <p>耳机关机状态下, 长按多功能键3秒, LED白绿灯交替闪烁, 进入配对模式。耳机提示音: power on pairing.</p>  <p>长按3秒</p>	<p>开关</p> <p>耳机开机状态下, 长按多功能键3秒, LED白灯闪一下, 耳机关机。耳机提示音: power off.</p>  <p>长按3秒</p> <p>接听来电</p> <p>来电时, 单击多功能键。</p>  <p>X1</p>
<p>挂断电话</p> <p>单击多功能键结束通话。</p>  <p>X1</p> <p>拒接电话</p> <p>来电时双击多功能键。</p>  <p>X2</p>	<p>播放/暂停音乐</p> <p>单击多功能键, 可播放/暂停音乐。</p>  <p>X1</p> <p>唤醒语音助手</p> <p>快速三击多功能键。</p>  <p>X3</p>	<p>低电量报警</p> <p>当耳机电量低于10%时, 每个30秒绿灯闪烁3下, 耳机提示音: Battery Low.</p>  <p>恢复出厂设置</p> <p>长按多功能键12秒。</p>  <p>长按12秒</p>	<p>充电</p> <p>耳机电量不足时, 请用DC 5V充电适配器进行充电, 以免损坏耳机。</p>  <p>DC 5V</p> <p>充电中绿灯常亮, 充电完成白灯常亮。</p> 	<p>重要说明</p> <ol style="list-style-type: none"> 长时间听大音量音乐可能会带来不适感, 请尽可能使用中等左右的音量, 避免长时间是用大音量; 无论音量大小, 使用耳机都将影响您对周围环境的感知, 使用耳机时多加注意。 切勿拆除或改装耳机, 否则可能导致耳机故障或烧毁。 切勿抛扔、坐压耳机或将其浸入水中; 耳机应远离火、水和高压设备; 不合适三岁以下儿童使用, 内包含细小零件。 请勿将其归类为生活垃圾, 而将其送往当地相应的电器设备回收站。 <p>注意: 若用户违反以上警告内容造成的人身财产损失, 本公司不承担任何责任。</p>

 <p>OPENEAR Duet Open Ear Wireless Headphones User Manual</p>	<p>How to wear</p>  <p>What's in the box</p> 	<p>Model: OPENEAR Duet Type: Open Ear Wireless Sports Headphones BT Version: 5.0 EDR Frequency: 20Hz-20kHz Connection Distance: 10 meters Microphone Sensitivity: -42dB Battery: 120mAh Play Time: ≈4 hours(80% Volume) Call Time: ≈5 hours Standby Time: ≈120 hours Charging Time: ≈1.5 hours Charging Voltage: DC 5V</p> 	<p>Power On</p> <p>Under power-off mode, press and hold the button for 3 sec until the LED indicator flashes green and white. Prompt: Power on pairing.</p>  <p>Hold for 3s</p> <p>BT Connection</p> <p>Open your device's Bluetooth menu and select "OPENEAR Duet". Prompt: connected.</p> 	<p>Power Off</p> <p>Under power-on mode, press and hold the button for 3 sec until the white LED indicator blinks. Prompt: Power off.</p>  <p>Hold for 3s</p> <p>Answer A Call</p> <p>Press the button once.</p>  <p>X1</p>
<p>End A Call</p> <p>Press the button once.</p>  <p>X1</p> <p>Reject A Call</p> <p>Double press the button.</p>  <p>X2</p>	<p>Play / Pause Music</p> <p>Press the button once.</p>  <p>X1</p> <p>Activate Device's Voice Assistant</p> <p>Quick triple press the button.</p>  <p>X3</p>	<p>Low Battery</p> <p>Under power-on mode, the headset prompt "battery low" every 30 sec when battery is lower than 10%.</p>  <p>Reset</p> <p>Press and hold the button for 12 sec.</p>  <p>Hold for 12s</p>	<p>Charge</p> <p>Charge the headphones with not higher than DC 5V USB adapter. Adapter higher than DC 5V will cause damage to the headphones.</p>  <p>DC 5V</p> <p>The LED indicator will turn from green to white when charging is complete.</p> 	<p>Attention</p> <ol style="list-style-type: none"> Listening to loud music for a long time may cause discomfort, please use medium volume if possible. Donot use high volume for long periods of time. Using headphones will affect your perception of the surrounding environment. Pay more attention when using headphones. Do not remove or modify the headphone, as this may cause damage or burn out. Do not throw, sit on headphones or immerse them in water. Keep it away from fire, hydration and high pressure equipment. Not suitable for children under 3-year-old containing small parts. Do not classify it as household waste. Please send it to the local electrical equipment recycling station; . <p>Note: The company does not assume any responsibility for the loss of personal property caused by the violation of the above warnings.</p>