
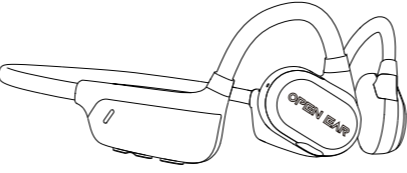
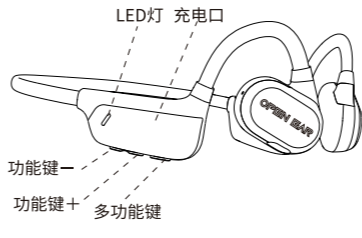
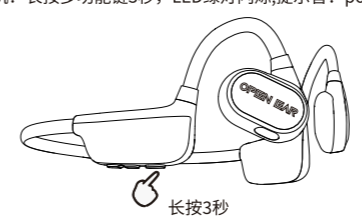
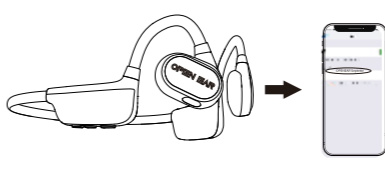
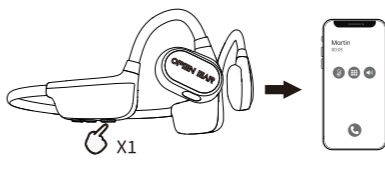
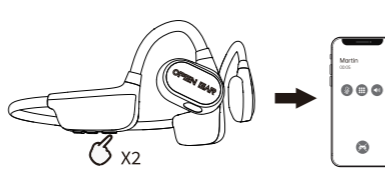
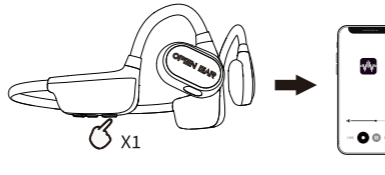

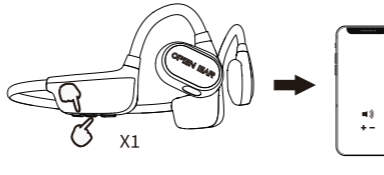
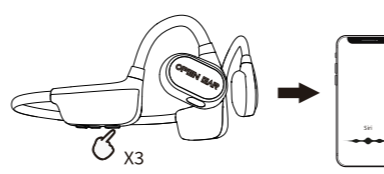
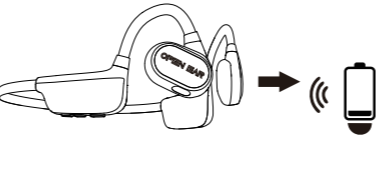

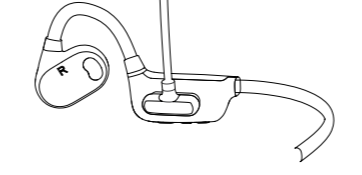

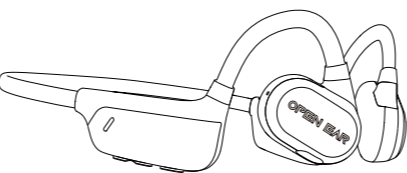
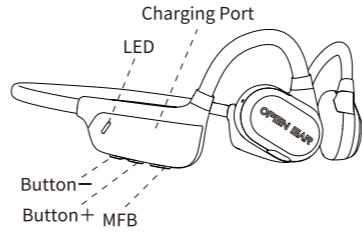
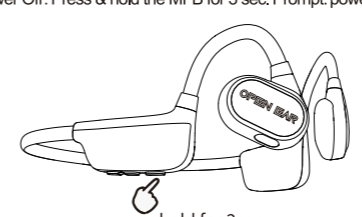
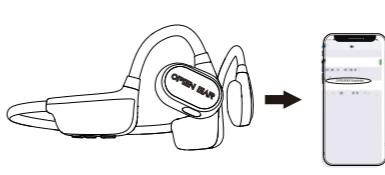
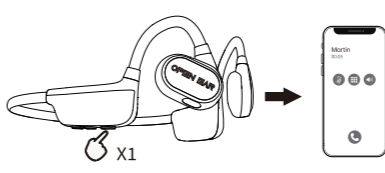
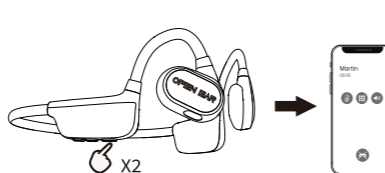
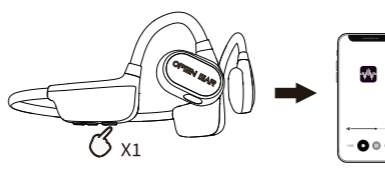
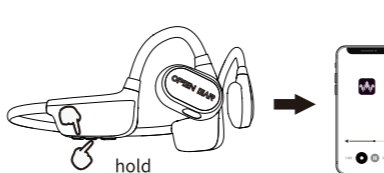
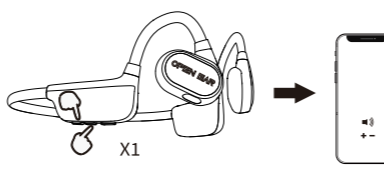
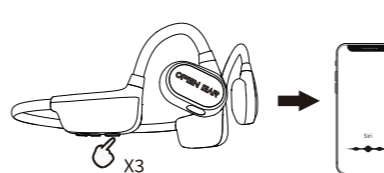
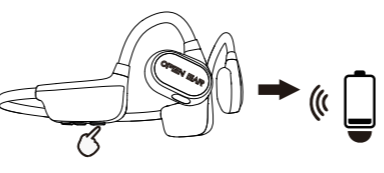

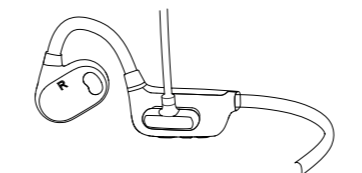


<p>双听运动无线耳机 OPENEAR Septette</p> <p>使用说明书</p>	<p>佩戴方式</p>  <p>配件清单</p> <p>OPENEAR Septette X1 说明书 X1 充电线 X1</p>	<p>产品信息</p> <p>产品型号: OPENEAR Septette 耳机类型: 双听运动无线耳机 BT版本: 5.3 频率范围: 20Hz-20KHz 连接范围: ≈10米 麦克风灵敏度: -42db 电池容量: 180mAh 续航时间: ≈10小时 (80%音量) 充电时间: ≈1.5小时 充电电压: DC 5V</p> 	<p>按键示意图</p>  <p>开/关机</p> <p>开机: 长按多功能键3秒, LED白绿灯闪烁,提示音: power on pairing; 关机: 长按多功能键3秒, LED绿灯闪烁,提示音: power off.</p> 	<p>蓝牙连接</p> <p>打开蓝牙菜单, 选择 "OPENEAR Septette" 进行连接, 提示音: connected.</p>  <p>接听/挂断电话</p> <p>单击多功能键。</p> 
<p>拒接来电</p> <p>来电时双击多功能键。</p>  <p>播放/暂停音乐</p> <p>单击多功能键。</p> 	<p>上/下一曲</p> <p>上一曲: 长按+键。 下一曲: 长按-键。</p>  <p>音量加/减</p> <p>音量加: 单击+键。 音量减: 单击-键。</p> 	<p>唤醒语音助手</p> <p>快速三击多功能键。</p>  <p>低电量报警</p> <p>当电池电量低于10%时, 每隔30秒绿灯闪烁3下, 提示音: battery low.</p> 	<p>恢复出厂设置</p> <p>关机状态下, 长按多功能键10秒。</p>  <p>充电</p> <p>请使用DC 5V适配器为设备充电, 充电时绿灯常亮, 充满电白灯常亮。</p> 	<p>重要说明</p> <ol style="list-style-type: none"> 1. 长时间听大音量音乐可能会带来不适感, 请尽可能使用中等左右的音量, 避免长时间使用大音量; 2. 无论音量大小, 使用耳机都将影响您对周围环境的感知, 使用耳机时多加注意; 3. 切勿拆除或改装耳机, 否则可能导致耳机故障或损坏; 4. 切勿抛扔、坐压耳机或将其投入火中; 5. 耳机应远离火、高压设备; 6. 不适合十岁以下儿童使用, 内含细小零件; 7. 请勿将其归类为生活垃圾, 而将其送往当地相应的电器设备回收站。 <p>注意: 若用户违反以上警告内容造成的人身财产损失, 本公司不承担任何责任。</p>

<p>Dual Listening Sports Headphones OPENEAR Septette</p> <p>User Manual</p>	<p>How to Wear</p>  <p>What's In the Box</p> <p>OPENEAR Septette X1 Manual X1 USB Cable X1</p>	<p>Specifications</p> <p>Model: OPENEAR Septette Type: Open-Ear Wireless Headphones BT Version: 5.3 Frequency: 20Hz-20kHz Connection: ≈10m Microphone: -42dB Battery: 180mAh Play Time: ≈10h(80%volume) Charging Time: ≈1.5h Charging Voltage: DC 5V</p> 	<p>Button Control</p>  <p>Power On/Off</p> <p>Power On: Press & hold the MFB for 3 sec, white & green led flash. Prompt: power on pairing. Power Off: Press & hold the MFB for 3 sec. Prompt: power off.</p> 	<p>BT Connection</p> <p>Select "OPENEAR Septette" in BT menu to connect. Prompt: connected.</p>  <p>Answer/Hang Up A Call</p> <p>Click the MFB once.</p> 
<p>Reject A Call</p> <p>Double click the MFB.</p>  <p>Play/Pause Music</p> <p>Click the MFB once.</p> 	<p>Previous/Next Track</p> <p>Previous Track: Press & hold the button +. Next Track: Press & hold the button -.</p>  <p>Volume Up/Down</p> <p>Volume Up: Click the button + once. Volume Down: Click the button - once.</p> 	<p>Voice Command</p> <p>Quick triple click the MFB.</p>  <p>Low Battery</p> <p>When battery is lower than 10%, prompt: battery low.</p> 	<p>Restore Factory Setting</p> <p>Under power-off mode, press and hold the MFB for 10sec.</p>  <p>Charge</p> <p>Please use DC 5V adapter for charging. Green LED is on during charging. White LED is on after fully charged.</p> 	<p>Attentions</p> <ol style="list-style-type: none"> 1. Listening to loud music for a long time may cause discomfort, please use medium volume if possible. Do not use high volume for long periods of time. 2. Using headphones will affect your perception of the surrounding environment. Pay more attention when using headphones. 3. Do not remove or modify the headphone, as this may cause damage or burn out. 4. Do not throw, twist on headphones or put them into a fire. 5. Keep it away from fire, hydration and high pressure equipment. 6. Not suitable for children under 10-year-old containing small parts. 7. Do not classify it as household waste. Please send it to the local electrical equipment recycling station. <p>Note: The company does not assume any responsibility for the loss of personal property caused by the violation of the above warnings.</p>