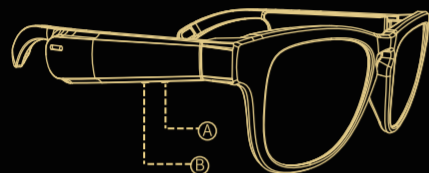


Urban Eyewear

智能音频眼镜 使用说明书 User Manual



关机

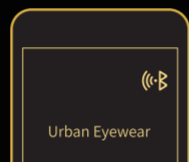
长按A键5秒，提示音：power off。

开机

长按A键3秒开机配对，提示音：power on。

蓝牙连接

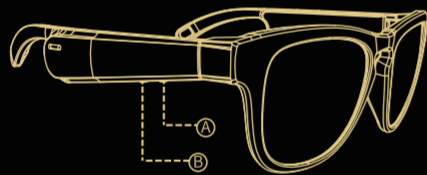
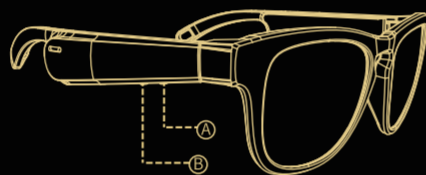
手机打开蓝牙，搜索“Urban Eyewear”点击连接。
连接成功提示音：connected。



唤醒语音助手 快速三击B键。

接听/挂断 单击A键。

拒接电话 单击B键。



音量加/减

音量加：双击A键。 / 音量减：双击B键。

播放/暂停音乐

单击A键。

EQ切换

长按B键3秒可切换人声模式/低音模式。

充电

电量低于20%时，提示音：Low Battery。
请使用DC 5V充电适配器和原装USB磁吸充电线为设备充电。
充电中绿灯常亮，充满电白灯常亮。

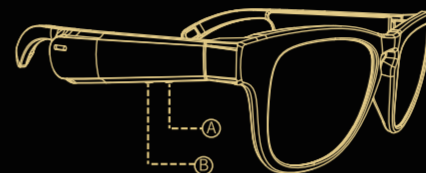


注意事项

根据当地法律法规，正确使用本产品。
在驾车和骑行等户外活动时使用此眼镜，请对周围环境保持足够的注意力，在一些影响安全的环境下，请勿大音量的听音乐。
不适合三岁及以下儿童使用，细小零件可能导致划伤、窒息等。
不用眼镜时，请关闭电源。
不可私自拆解眼镜其电子线路和电池可能会对人体造成一定伤害。
报废眼镜需提交给有相关回收资质的机构处理，不得燃烧眼镜，或靠近、或将其扔到火中，否则可能会引起爆炸。
不可把眼镜置放在有液体或潮湿的地方，请保持产品干燥。

Urban Eyewear

Smart Audio Headphone Glasses User Manual



Power Off

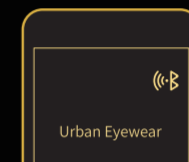
Press & hold button A for 5 sec. Prompt: power off.

Power On

Press & hold button A for 3 sec. Prompt: power on.

BT Connection

Turn on the BT menu and select "Urban Eyewear" to connect. Prompt: connected.



Activate Voice Assistant

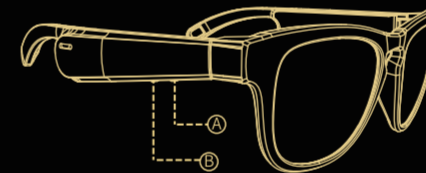
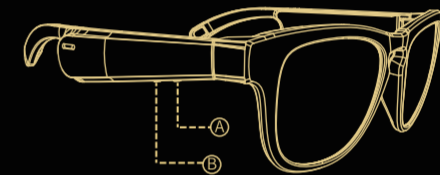
Quick triple click the button B.

Answer/Hang Up A Call

Click once the button A.

Reject A Call

Click once the button B.



Volume Up/Down

Volume Up: Double click the button A.
Volume Down: Double click the button B.

Play/Pause Music

Click once the button A.

Switch EQ Mode

Press and hold the button B for 3 sec to switch VOCAL / BASS mode.

Charging

"Low battery" alerts when battery is lower than 20%.
Green LED is on during charging.
White LED is on when fully charged.
Please charge with DC 5V/1A adapter.



Attentions

1. Please use the glasses correctly according to local laws and regulations.
2. Please pay enough attention to the surroundings during using the glasses for outdoor activities such as driving or cycling. For safety consideration, please do not listen to music in high volume.
3. Not suitable for children under 3 years old, small parts may cause scratches, asphyxiation, etc.
4. Turn off the glasses when it is not in use.
5. Do not disassemble the glasses without permission. The electronic circuit and battery may cause some damage to human body.
6. Discarded glasses should be submitted to the recycling agency with relevant qualification.
7. Do not burn glasses or close to, or throw them into the fire, or they may cause an explosion.
8. Do not put the glasses in a liquid or damp place. Keep the glasses dry enough.