


LightReel APP

User Guide



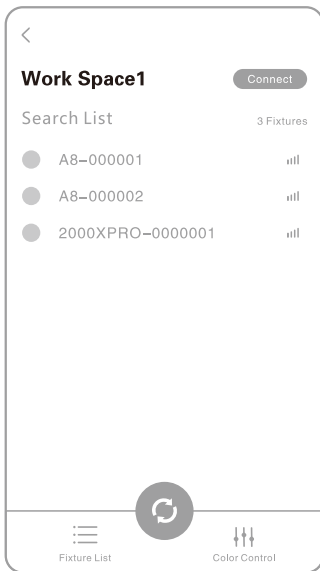
**LISHUAI FILM &
TELEVISION EQUIPMENT**


Create a Work Space



Click  Create a Work Space

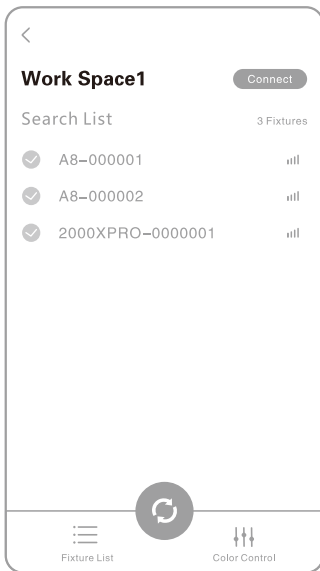
Find Fixtures



Click  to search for your lighting equipment

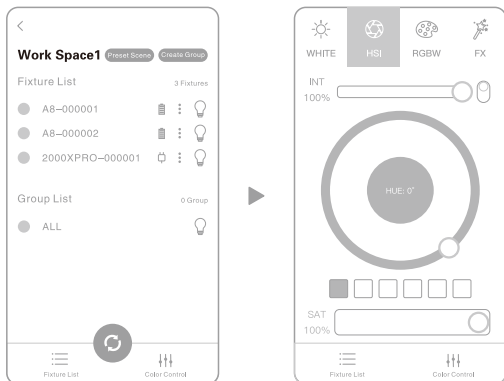
**Before searching for the device, please ensure that you have enabled the Bluetooth function on your phone and reset the Bluetooth of the lighting device*

Connect Fixtures



Check the desired device name in the search list, then click [Connect](#)
After a successful connection, you can enter the Work Space interface

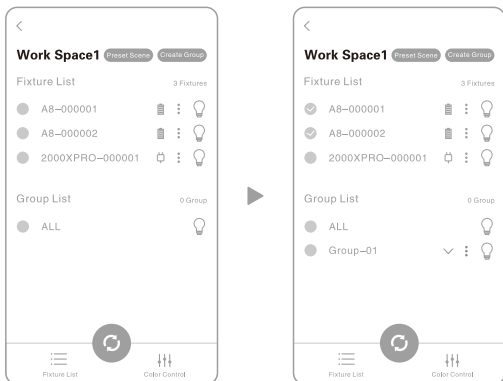
Single Control Equipment



Click on the device name to enter the control interface to control your lighting

- 💡 Click to quickly find your device
- 🔋 Real time monitoring of your device's battery level
- ⋮ More single lamp device function editing

Group Control Equipment

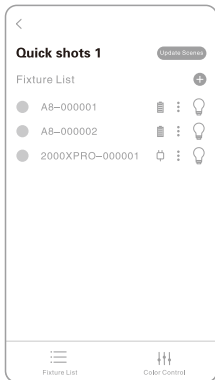


After selecting the devices, click on "Create Group" and click on the group name to control the devices in the group

*If all devices in the group are the same type, you can access the control page. If the devices are of different types, only brightness and shortcut switches can be adjusted

- 💡 Click to quickly find the devices in your group
- ✓ Edit the lighting devices within your group and quickly add and remove them
- ⋮ Rename and delete group names

Preset Scene



Clicking on the + allows you to create new Quickshots. Clicking on the name can reproduce the preset scenes.

- ⋮ You can rename Quickshots and edit lighting parameters.